

We keep it in motion

Wicke



*Lager-Sofort-Programm
Immediate stock articles
Gammes en stock – Disponibilité immédiate*

Wicke Shop  **IT**



*Räder & Rollen
Castors & Wheels
Roues & roulettes*

www.wicke.com

Lager-Sofort-Programm Immediate stock articles Gammes en stock – Disponibilité immédiate

We keep it in motion

WICKE ist einer der weltweit führenden Hersteller industrieller Räder, Reifen, Achsen, Lenkrollen und Bockrollen. Unsere rund 1000 Mitarbeiter setzen sich täglich und weltweit für die Transportanforderungen unserer Kundschaft ein. Dabei steht WICKE seit jeher für Bodenständigkeit, Verlässlichkeit und Innovationskraft.

We keep it in motion

WICKE is one of the world's leading manufacturers of industrial wheels, tires, axles, swivel castors and fixed castors. Our approximately 1000 employees work daily and worldwide for the transport requirements of our customers. WICKE has always stood for down-to-earthness, reliability and innovative strength.

We keep it in motion

WICKE est l'un des principaux fabricants mondiaux de galets, bandages, roues, roulettes pivotantes et roulettes fixes. Environ 1000 collaborateurs travaillent quotidiennement et dans le monde entier pour les applications et besoins intra logistiques de nos clients. WICKE a toujours été synonyme de sérieux, fiabilité et innovation.



Production Site

Wicke GmbH + Co. KG
Elberfelder Straße 109
45549 Sprockhövel
Tel: +49 (0) 2 02 25 28-0
Fax: +49 (0) 2 02 25 28-110
E-Mail: info@wicke.com
www.wicke.com



Distribution Site

Im Anwänder 27
71549 Auenwald
Tel: +49 (0) 7191 95710
Fax: +49 (0) 7191 9571612
E-Mail: auenwald@wicke.com



Mehr erfahren


Sie möchten mehr über unsere Produkte erfahren? Schauen Sie in unseren Online-Blätterkatalog:

Learn more

Would you like to find out more about our products? Check out our online catalogue:

Apprendre encore plus

Vous souhaitez en savoir plus sur nos produits? Jetez un œil à notre catalogue flip en ligne:



<https://www.wicke.com/catalogue/de/#1>



Sofort lieferbar innhalb von 48 h


Besuchen Sie unseren Web-Shop für Ihre Bestellungen:

Immediately available within 48 hours

Visit our web shop for your orders:

Disponible immédiatement sous 48h

Visitez notre boutique en ligne pour vos commandes:









<https://wicke-shop.com>










Thermogrey®
EP • EP RAR



Räder
Wheels
Roues










Code	EP 75–100 kg Catalog 103–112						
		mm	mm	mm	mm	mm	
170321	EP 75/30/1G	75	30	12,2	35	35	75
170298	EP 75/30/2K-FA	75	30	8,3	25	36	75
170318	EP 100/32/1G	100	32	12,2	35	35	100
170297	EP 100/32/2K-FA	100	32	8,3	30	36	100
170320	EP 125/32/1G	125	32	12,2	35	35	100
170296	EP 125/32/2K-FA	125	32	8,3	30	36	100

Lenkrollen
Swivel castors
Roulettes


		EP RAR 75–100 kg Catalog 105–106							
FSTF			mm	mm	mm	mm	mm	mm	
168905	172116	EP RAR 01/75/30G	75	30	100	30,5	58	10,5	75
168931	172117	EP RAR 01/75/30K-FA	75	30	100	30,5	58	10,5	75
168897	172118	EP RAR 02/100/32G	100	32	134	40	58	10,5	100
168930	172119	EP RAR 02/100/32K-FA	100	32	134	40	58	10,5	100
168903	172120	EP RAR 03/125/32G	125	32	159	43	58	10,5	100
168929	172121	EP RAR 03/125/32K-FA	125	32	159	43	58	10,5	100

Thermogrey®
EP LAR/BAR

Lenkrollen
Swivel castors
Roulettes

			EP LAR/BAR 75–100 kg								
FSTF			Catalog 107–108	mm	mm	mm	mm	mm	mm	mm	kg
168924	172110	-	EP LAR 01/75/30G	75	30	103	30,5	77x67	61,5/50x51,5/41,5	8,5	75
-	-	172104	EP BAR 01/75/30G	75	30	103	-	77x67	61,5/50x51,5/41,5	8,5	75
168928	172111	-	EP LAR 01/75/30K-FA	75	30	103	30,5	77x67	61,5/50x51,5/41,5	8,5	75
-	-	172105	EP BAR 01/75/30K-FA	75	30	103	-	77x67	61,5/50x51,5/41,5	8,5	75
168916	172112	-	EP LAR 02/100/32G	100	32	137	40	77x67	61,5/50x51,5/41,5	8,5	100
-	-	172106	EP BAR 02/100/32G	100	32	137	-	77x67	61,5/50x51,5/41,5	8,5	100
168927	172113	-	EP LAR 02/100/32K-FA	100	32	137	40	77x67	61,5/50x51,5/41,5	8,5	100
-	-	172001	EP BAR 02/100/32K-FA	100	32	137	-	77x67	61,5/50x51,5/41,5	8,5	100
168922	172114	-	EP LAR 03/125/32G	125	32	162	43	77x67	61,5/50x51,5/41,5	8,5	100
-	-	172107	EP BAR 03/125/32G	125	32	162	-	77x67	61,5/50x51,5/41,5	8,5	100
168926	172115	-	EP LAR 03/125/32K-FA	125	32	162	43	77x67	61,5/50x51,5/41,5	8,5	100
-	-	172000	EP BAR 03/125/32K-FA	125	32	162	-	77x67	61,5/50x51,5/41,5	8,5	100

Wicke Shop



Expander / Expansion / Douille expansible

Rundrohr
Round tube
Tube rond



Code	Catalog 111-112	Rohrinnenmaß Dimension chambre à air Dimensioni interne
172461	D 19-21,5	Ø 19-21,5
172462	D 21,5-24	Ø 21,5-24
172463	D 24-27	Ø 24-27
172464	D 27-30	Ø 27-30
173501	D 31-35	Ø 31-35

Vierkantrrohr
Square tube
Tube carré












Code	Catalog 111-112	Rohrinnenmaß Dimension chambre à air Dimensioni interne
172465	V 21,5-24	□ 21,5-24
172466	V 24-27	□ 24-27
172467	V 27-30	□ 27-30
173498	V 32-35	□ 32-35
173497	V 36-40	□ 36-40

INOX Polyamid
KN RI

Lenkrollen
Swivel castors
Roulettes



		KN RI 150–400 kg							
	FSTF	Catalog 115–116	mm	mm	mm	mm	mm	mm	kg
234112	234113	KN RI 01/80/35G	80	35	99	36	76	12	150
234114	234115	KN RI 02/100/38G	100	38	124	38	76	12	200
234116	234117	KN RRI 03/125/38G	125	38	154	38	76	12	200
234118	234119	KN RI 1/150/40G	150	40	185	52	100	16,7	300
234122	234123	KN RI 4/200/50G	200	50	235	54	100	16,7	400

INOX Polyamid
KN LI / BI

Lenkrollen
Swivel castors
Roulettes



FSTF




Catalog 117-118

Bockrollen
Fixed castors
Roulettes fixes









			KN LI / BI 150-400 kg Catalog 117-118								kg
mm	mm	mm	mm	mm	mm	mm	mm	mm	mm	mm	
234127	234128	-	KN LI 01/80/35G	80	35	100	36	105x80	80/76x60	9	150
-	-	234129	KN BI 01/80/35G	80	35	100	-	102x87	80/76x60	9	150
234130	234131	-	KN LI 02/100/38G	100	38	125	38	105x80	80/76x60	9	200
-	-	234132	KN BI 02/100/38G	100	38	125	-	102x87	80/76x60	9	200
234133	234134	-	KN LLI 03/125/38G	125	38	155	38	105x80	80/76x60	9	300
-	-	234135	KN BBI 03/125/38G	125	38	155	-	102x87	80/76x60	9	300
234138	234140	-	KN LI 1/150/40G	150	40	185	52	135x110	105x75/80	11	400
-	-	234142	KN BI 1/150/40G	150	40	185	-	135x114	105x75/80	11	400
234144	234146	-	KN LI 4/200/50G	200	50	235	54	135x110	105x75/80	11	400
-	-	234148	KN BI 4/200/50G	200	50	235	-	135x114	105x75/80	11	400












INOX Rockplast® 96 Shore A

DS • DS RI

Räder
Wheels
Roues

Code	DS 150–500 kg Catalog 137–138						
		mm	mm	mm	mm	mm	kg
234262	DS 80/30/1RX	80	30	12	40	40	150
234263	DS 100/30/1RX	100	30	12	40	40	150
234264	DS 125/32/2RX	125	32	15	50	50	300
234265	DS 150/45/4RX	150	45	20	60	60	350
234266	DS 200/50/4RX	200	50	20	60	60	500


Lenkrollen
Swivel castors
Roulettes


		DS RI 150–400 kg Catalog 139–140							
FSTF			mm	mm	mm	mm	mm	mm	kg
234267	234268	DS RI 01/80/30RX	80	30	99	36	76	12	150
234269	234270	DS RI 02/100/30RX	100	30	124	38	76	12	150
234271	234272	DS RRI 03/125/32RX	125	32	154	38	76	12	200
234273	234274	DS RI 1/150/45RX	150	45	185	52	100	16,7	300
234275	234276	DS RI 4/200/50RX	200	50	235	54	100	16,7	400

INOX Rockplast® 96 Shore A

DS LI / BI

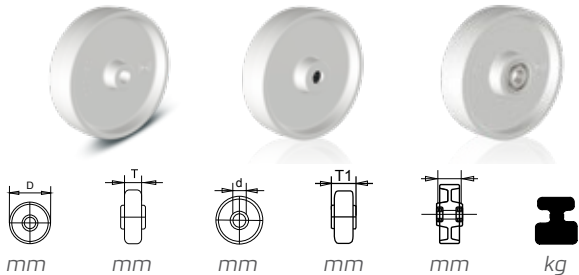
Lenkrollen
Swivel castors
Roulettes

			DS LI / BI 150–400 kg Catalog 141–142							
FSTF				mm	mm	mm	mm	mm	mm	kg
234277	234278	-	DS LI 01/80/30RX	80	30	100	36	105x80	80/76x60	9 150
-	-	234279	DS BI 01/80/30RX	80	30	100	-	102x87	80/76x60	9 150
234280	234281	-	DS LI 02/100/30RX	100	30	125	38	105x80	80/76x60	9 150
-	-	234282	DS BI 02/100/30RX	100	30	125	-	102x87	80/76x60	9 150
234283	234284	-	DS LLI 03/125/32RX	125	32	155	38	105x80	80/76x60	9 300
-	-	234285	DS BBI 03/125/32RX	125	32	155	-	102x87	80/76x60	9 300
234286	234287	-	DS LI 1/150/45RX	150	45	185	52	135x110	105x75/80	11 350
-	-	234288	DS BI 1/150/45RX	150	45	185	-	135x114	105x75/80	11 350
234289	234290	-	DS LI 4/200/50RX	200	50	235	54	135x110	105x75/80	11 400
-	-	234291	DS BI 4/200/50RX	200	50	235	-	135x114	105x75/80	11 400



Polyamid
KN

Räder
Wheels
Roues










Code	KN 150–700 kg								kg
	Catalog	167–168		mm	mm	mm	mm	mm	
100675	KN 65/30/1G	G		65	30	12	40	40	125
100676	KN 80/35/1G	G		80	35	12	40	40	150
100677	KN 80/35/1R	R		80	35	12	40	40	150
100678	KN 100/38/1G	G		100	38	12	40	40	200
100679	KN 100/38/1R	R		100	38	12	40	40	200
100680	KN 125/38/2G	G		125	38	15	50	50	300
100681	KN 125/38/2R	R		125	38	15	50	50	300
143219	KN 150/40/4G	G		150	40	20	60	60	500
143220	KN 150/40/4R	R		150	40	20	60	60	500
143221	KN 150/40/4K	K		150	40	20	60	60	500
100690	KN 200/50/4G	G		200	50	20	60	60	550
100691	KN 200/50/4R	R		200	50	20	60	60	550
100692	KN 200/50/4K	K		200	50	20	60	60	550
100693	KN 200/50/5K	K		200	50	25	60	60	550
100694	KN 250/58/5G	G		250	58	25	75	75	700


K = Rillenkugellager / precision ball bearing / roulement à billes de précision
R = Rollenlager / roller bearing / roulement à rouleaux
G = Gleitlager / plain bearing / alésage lisse















Polyamid
KN R

Lenkrollen
Swivel castors
Roulettes

		KN R 150–300 kg							
	FSTF	Catalog 169–170	mm	mm	mm	mm	mm	mm	kg
155215N	155216N	KN R 01/80/35 R	80	35	99	36	76	12	150
155219N	151778N	KN R 02/100/38R	100	38	124	38	76	12	200
155222N	155223N	KN RR 03/125/38R	125	38	154	38	76	12	200
183547	183548	KN RR 03/125/38R-VV	125	38	155	40	74	12	300
161686N	161687N	KN R 1/150/40R	150	40	185	52	100	16,7	300
161863N	161864N	KN R 1/150/40K	150	40	185	52	100	16,7	300
161694N	161695N	KN R 4/200/50R	200	50	235	54	100	16,7	300
161867N	161868N	KN R 4/200/50K	200	50	235	54	100	16,7	300












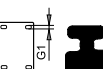



Polyamid
KN L / B

Lenkrollen Swivel castors Roulettes		Bockrollen Fixed castors Roulettes fixes									
	 FSTF		KN L / B 150–400 kg Catalog 171–172	 mm	 mm	 mm	 mm	 mm	 mm	 mm	 kg
120000	-	-	KN L 0/65/30G	65	30	93	36	100x70	75x45	9	100
-	-	120043	KN B 0/ 65/30G	65	30	93	-	100x70	75x45	9	100
138203N	146274N	-	KN L 01/ 80/35R	80	35	100	36	105x80	80/76x60	9	150
-	-	142381	KN B 01/ 80/35R	80	35	100	-	102x87	80/76x60	9	150
120004N	146276N	-	KN L 02/100/38R	100	38	125	38	105x80	80/76x60	9	200
-	-	120047	KN B 02/100/38R	100	38	125	-	102x87	80/76x60	9	200
120008N	146277N	-	KN LL 03/125/38R	125	38	155	38	105x80	80/76x60	9	200
-	-	120051	KN BB 03/125/38R	125	38	155	-	102x87	80/76x60	9	200
234532	234534	-	KN L 1/150/40R-V	150	40	185	60	135x110	105x75/80	11	400
-	-	143226	KN B 1/150/40R	150	40	185	-	135x114	105x75/80	11	400
234535	234537	-	KN L 1/150/40K-V	150	40	185	60	135x110	105x75/80	11	400
-	-	143227	KN B 1/150/40K	150	40	185	-	135x114	105x75/80	11	400
234538	234540	-	KN L 4/200/50R-V	200	50	235	60	135x110	105x75/80	11	400
-	-	120062	KN B 4/200/50R	200	50	235	-	135x114	105x75/80	11	400
234541	234543	-	KN L 4/200/50K-V	200	50	235	60	135x110	105x75/80	11	400
-	-	120063	KN B 4/200/50K	200	50	235	-	135x114	105x75/80	11	400



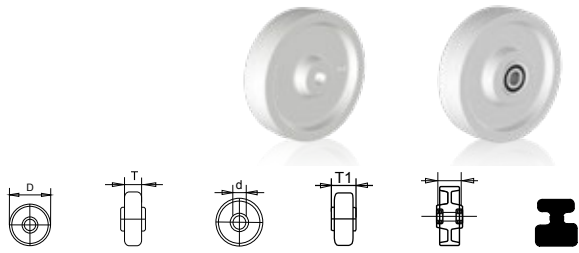
Polyamid
KN LG / BG

Lenkrollen Swivel castors Roulettes		Bockrollen Fixed castors Roulettes fixes									
	 FSTF		KN LG / BG 200–550 kg <i>Catalog 173–174</i>	 mm	 mm	 mm	 mm	 mm	 mm	 mm	 kg
222286	222287	-	KN LG 02/100/38R	100	38	140	45	100x85	80/75x60/55	9	200
-	-	222290	KN BG 02/100/38R	100	38	140	-	100x85	80/76x60	9	200
222288	222289	-	KN LLG 03/125/38R	125	38	165	45	100x85	80/75x60/55	9	300
-	-	222291	KN BBG 03/125/38R	125	38	165	-	100x85	80/76x60	9	300
239219	236846	-	KN LG 3/150/40K	150	40	200	65	135x110	105x75/80	11	500
-	-	169330	KN BG 3/150/40K	150	40	200	-	135x114	105x75/80	11	500
239221	236847	-	KN LG 4/200/50K	200	50	245	70	135x110	105x75/80	11	550
-	-	169331	KN BG 4/200/50K	200	50	245	-	135x114	105x75/80	11	550



Polyamid
KS

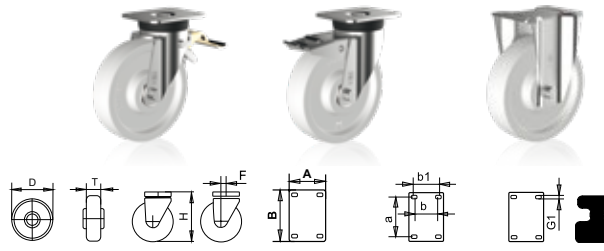












Catalog 149–184


Räder Wheels Roues								
Code	KS 250–1700 kg Catalog 175–176		mm	mm	mm	mm	mm	kg
100610	KS 80/30/1G	G	80	30	12	40	40	250
100804	KS 100/35/1G	G	100	35	12	40	40	450
100805	KS 100/35/1K	K	100	35	12	40	40	500
100806	KS 125/45/2G	G	125	45	15	50	50	550
100807	KS 125/45/2K	K	125	45	15	50	50	600
100808	KS 150/50/4G	G	150	50	20	60	60	850
100809	KS 150/50/4K	K	150	50	20	60	60	900
100810	KS 150/50/5K	K	150	50	25	60	60	900
100811	KS 200/50/4G	G	200	50	20	60	60	1000
100812	KS 200/50/4K	K	200	50	20	60	60	1500
100813	KS 200/50/5K	K	200	50	25	60	60	1500
134403	KS 250/58/5K	K	250	58	25	75	75	1600
100815	KS 250/58/5K	K	250	58	25	75	75	1700
100816	KS 250/58/6K	K	250	58	30	75	75	1700

K = Rillenkugellager / precision ball bearing / roulement à billes de précision
R = Rollenlager / roller bearing / roulement à rouleaux
G = Gleitlager / plain bearing / alésage lisse















Polyamid
KS LG / BG

Lenkrollen Swivel castors Roulettes			Bockrollen Fixed castors Roulettes fixes										
	 FSTR	 FSTF		KS LG / BG 500–900 kg Catalog 177–178	 mm	 mm	 mm	 mm	 mm	 mm	 mm	 kg	
216138	-	216139	-	KS LG 02/100/35K	100	35	140	45	100x85	80/75x60/55	9	500	
-	-	-	204210	KS BG 02/100/35K	100	35	140	-	100x85	80/76x60	9	500	
205044	-	205040	-	KS LLG 03/125/45K	125	45	165	45	100x85	80/75x60/55	9	600	
-	-	-	204211	KS BBG 03/125/45K	125	45	165	-	100x85	80/76x60	9	600	
183437	-	183436	-	KS LG 1/125/45K	125	45	170	52	135x110	105x75/80	11	600	
-	-	-	183441	KS BG 1/125/45K	125	45	170	-	135x114	105x75/80	11	600	
241120	-	241122	-	KS LG 3/150/50K	150	50	200	65	135x110	105x75/80	11	900	
-	-	-	169342	KS BG 3/150/50K	150	50	200	-	135x114	105x75/80	11	900	
241123	-	241125	-	KS LG 4/200/50K	200	50	245	70	135x110	105x75/80	11	900	
-	-	-	169343	KS BG 4/200/50K	200	50	245	-	135x114	105x75/80	11	900	
169339	169340	-	-	KS LLG 6/250/58K	250	58	297	67	135x110	105x75/80	11	700	
-	-	-	169344	KS BBG 6/250/58K	250	58	297	-	135x114	105x75/80	11	700	















Polyamid


KS LVK / BV

Lenkrollen Swivel castors Roulettes			Bockrollen Fixed castors Roulettes fixes									
			KS LVK / BV 550-1000 kg									
	FSTRR		Catalog 179-180	mm	mm	mm	mm	mm	mm	mm	kg	
222478	232462	-	KS LVK 1/125/45K	125	45	178	50	135x110	105x75/80	11	600	
-	-	120079	KS BV 1/125/45K	125	45	178	-	135x114	105x75/80	11	600	
222480	232464	-	KS LVK 3/150/50K	150	50	210	53	135x110	105x75/80	11	900	
-	-	120081	KS BV 3/150/50K	150	50	210	-	135x114	105x75/80	11	900	
222482	232465	-	KS LVK 4/200/50K	200	50	245	55	135x110	105x75/80	11	1000	
-	-	120083	KS BV 4/200/50K	200	50	245	-	135x114	105x75/80	11	1000	




Polyamid

KS LLAK / BBAK

Lenkrollen Swivel castors Roulettes			Bockrollen Fixed castors Roulettes fixes									
	 FSTR		KS LLAK / BBAK 500-1500 kg Catalog 149-184	 mm	 mm	 mm	 mm	 mm	 mm	 mm	 mm	kg
183510	183511	-	KS LLAK 01/100/35K	100	35	148	42	135x110	105x75/80	11	500	
-	-	183514	KS BBAK 01/100/35K	100	35	148	-	135x110	105x75/80	11	500	
183512	183513	-	KS LLAK 1/125/45K	125	45	170	50	135x110	105x75/80	11	600	
-	-	183515	KS BBAK 1/125/45K	125	45	170	-	135x110	105x75/80	11	600	
169419	169420	-	KS LLAK 2/150/50K	150	50	200	57	135x110	105x75/80	11	900	
-	-	169426	KS BBAK 2/150/50K	150	50	200	-	135x110	105x75/80	11	900	
169421	169422	-	KS LLAK 4/200/50K	200	50	245	65	135x110	105x75/80	11	1500	
-	-	169427	KS BBAK 4/200/50K	200	50	245	-	135x110	105x75/80	11	1500	
169423	169424	-	KS LLAK 64/250/58K	250	58	305	75	135x110	105x75/80	11	1500	
-	-	169428	KS BBAK 64/250/58K	250	58	305	-	135x110	105x75/80	11	1500	

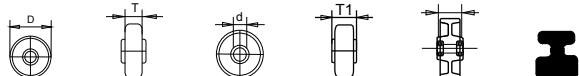



Polyamid KS LAK / BAK




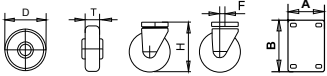

Lenkrollen Swivel castors Roulettes		Bockrollen Fixed castors Roulettes fixes		KS LAK / BAK 1200–3400 kg								kg
					mm	mm	mm	mm	mm	mm		
				Catalog 183–184								
155040	-			KS LAK 1/2X125/45K	125	45	200	37	200x160	170/160x130/120	13	1200
-		155045		KS BAK 1/2X125/45K	125	45	200	-	200x160	170/160x130/120	13	1200
155041	-			KS LAK 2/2X150/50K	150	50	225	42	200x160	170/160x130/120	13	1800
-		155046		KS BAK 2/2X150/50K	150	50	225	-	200x160	170/160x130/120	13	1800
155042	-			KS LAK 4/2X200/50K	200	50	270	50	200x160	170/160x130/120	13	3000
-		155047		KS BAK 4/2X200/50K	200	50	270	-	200x160	170/160x130/120	13	3000
155043	-			KS LAK 6/2X250/58K	250	58	365	82	270x250	230/210x210/160	17	3400
-		155048		KS BAK 6/2X250/58K	250	58	365	-	270x250	230/210x210/160	17	3400



Polyamid HD KSG • KSG LAK / BAK

Räder Wheels Roues	Code	KSG 1500–4500 kg								kg
			mm	mm	mm	mm	mm	mm		
	179216	KSG 100/55/5K	100	55	25	60	60	1500		
	210894	KSG 125/55/6K	125	55	30	60	60	2000		
	210895	KSG 150/80/6K	150	80	30	85	85	3000		
	210896	KSG 200/80/7K	200	80	35	90	90	4500		



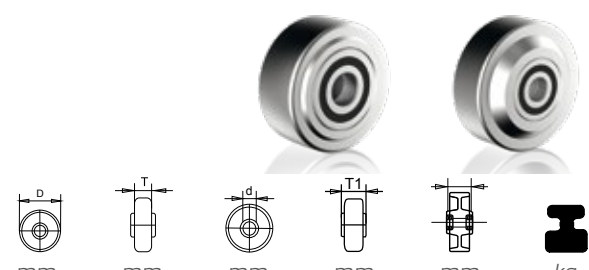
Lenkrollen Swivel castors Roulettes			Bockrollen Fixed castors Roulettes fixes		KSG LAK / BAK 1500–3000 kg								kg
						mm	mm	mm	mm	mm	mm		
					Catalog 187–188								
210898	210908	-			KSG LAK 01/100/55K	100	55	148	42	135x110	105x75/80	11	1500
-	-	210903			KSG BBAK 01/100/55K	100	55	148	-	135x110	105x75/80	11	1500
210899	210909	-			KSG LAK 1/125/55K	125	55	170	50	135x110	105x75/80	11	2000
-	-	210904			KSG BBAK 1/125/55K	125	55	170	-	135x110	105x75/80	11	2000
210900	210910	-			KSG LAK 2/150/80K	150	80	217	49	175x140	140x105	13	3000
-	-	210905			KSG BAK 2/150/80K	150	80	217	-	175x140	140x105	13	3000
210901	210911	-			KSG LAK 4/200/80K	200	80	264	60	175x140	140x105	13	3000
-	-	210906			KSG BAK 4/200/80K	200	80	264	-	175x140	140x105	13	3000





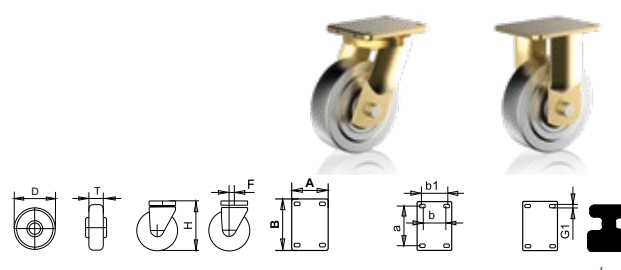
STEEL

S • S LAK / BAK

Räder
Wheels
Roues

Code	S 1700–6000 kg Catalog 189–190						
		mm	mm	mm	mm	mm	kg
210913	S 100/40/5K	100	40	25	45	45	1700
210914	S 125/55/6K	125	55	30	60	60	2750
210915	S 150/55/6K	150	55	30	60	60	4500
210916	S 200/55/10K	200	55	50	60	60	6000

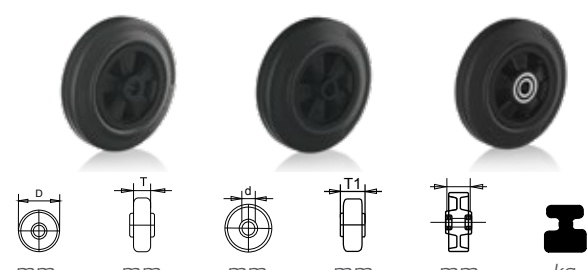
Lenkrollen
Swivel castors
Roulettes

			S LAK / BAK 1700–3000 kg Catalog 192–192								
				mm	mm	mm	mm	mm	mm	mm	kg
210918	-	-	S LAK 01/100/40K	100	40	148	42	135x110	105x75/80	11	1700
-	-	210923	S BBAK 01/100/40K	100	40	148	-	135x110	105x75/80	11	1700
210919	-	-	S LAK 1/125/55K	125	55	170	50	135x110	105x75/80	11	2500
-	-	210924	S BBAK 1/125/55K	125	55	170	-	135x110	105x75/80	11	2500
210920	-	-	S LAK 2/150/55K	150	55	217	49	175x140	140x105	13	3000
-	-	210925	S BAK 2/150/55K	150	55	217	-	175x140	140x105	13	3000
210921	-	-	S LAK 4/200/55K	200	55	264	60	175x140	140x105	13	3000
-	-	210926	S BAK 4/200/55K	200	55	264	-	175x140	140x105	13	3000



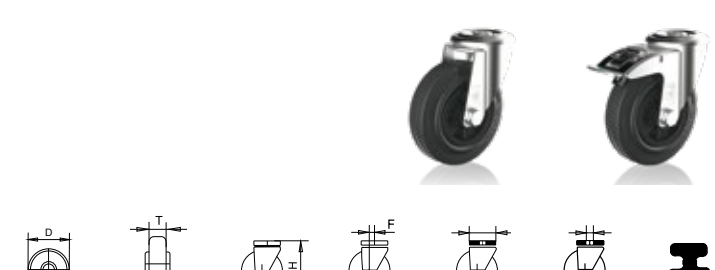
Standard rubber black


GK • GK R

Räder
Wheels
Roues














Code	GK 50–295 kg Catalog 195–196						
		mm	mm	mm	mm	mm	kg
139679	GK 80/25/1R	80	25	12	40	40	50
139680	GK 100/30/1R	100	30	12	40	40	70
139681	GK 125/38/2R	125	38	15	50	50	100
139683	GK 160/40/4R	160	40	20	60	60	135
139685	GK 200/50/4R	200	50	20	60	60	205
153391	GK 250/60/5R	250	60	25	75	75	295

Lenkrollen
Swivel castors
Roulettes

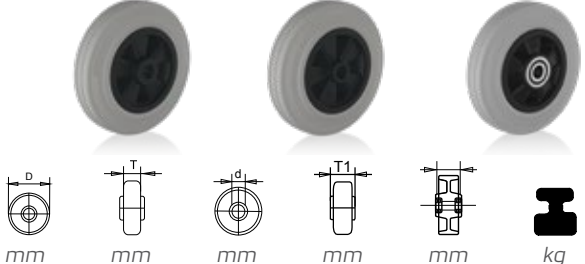
			GK R 50–205 kg Catalog 197–198							
				mm	mm	mm	mm	mm	mm	kg
155240N	-	155241N	GK R 01/80/25R	80	25	99	36	76	12	50
155244N	-	155246N	GK R 02/100/30R	100	30	124	38	76	12	70
155249N	-	155250N	GK RR 03/125/38R	125	38	154	38	76	12	100
161259N	-	161704N	GK R 1/160/40R	160	40	190	52	100	16,7	135
161715N	-	161716N	GK R 4/200/50R	200	50	235	54	100	16,7	205





Standard rubber black GK L / B


Lenkrollen Swivel castors Roulettes			Bockrollen Fixed castors Roulettes fixes										
	 FSTR	 FSTF		GK L / B 50–295 kg Catalog 199–200	 mm	 mm	 mm	 mm	 mm	 mm	 mm	 kg	
142723N	-	145241N	-	GK L 01/80/25R	80	25	100	36	105x80	80/76x60	9	50	
-	-	-	141718	GK B 01/80/25R	80	25	100	-	102x87	80/76x60	9	50	
142725N	-	145242N	-	GK L 02/100/30R	100	30	125	38	105x80	80/76x60	9	70	
-	-	-	141719	GK B 02/100/30R	100	30	125	-	102x87	80/76x60	9	70	
120111N	-	145245N	-	GK LL 03/125/38R	125	38	155	38	105x80	80/76x60	9	100	
-	-	-	141720	GK BB 03/125/38R	125	38	155	-	102x87	80/76x60	9	100	
142714N	-	145243N	-	GK L 1/160/40R	160	40	190	52	135x110	105x75/80	11	135	
-	-	-	141721	GK B 1/160/40R	160	40	190	-	135x114	105x75/80	11	135	
142740N	-	145244N	-	GK L 4/200/50R	200	50	235	54	135x110	105x75/80	11	205	
-	-	-	141722	GK B 4/200/50R	200	50	235	-	135x114	105x75/80	11	205	
107953	134162	-	-	GK LL 6/250/60R	250	60	290	66	135x110	105x75/80	11	295	
-	-	-	128130	GK BB 6/250/60R	250	60	290	-	135x114	105x75/80	11	295	

Standard rubber grey WK • WK R














Räder Wheels Roues							
Code	WK 50–295 kg Catalog 201–202	mm	mm	mm	mm	mm	kg
100628	WK 80/25/1R	80	25	12	40	40	50
155492	WK 100/30/1R	100	30	12	40	40	70
155494	WK 125/38/2R	125	38	15	50	50	100
143858	WK 160/40/4R	160	40	20	60	60	135
100646	WK 200/50/4R	200	50	20	60	60	205
119566	WK 250/60/5R	250	60	25	75	75	295

Lenkrollen Swivel castors Roulettes

		WK R 50–205 kg Catalog 203–204	mm	mm	mm	mm	mm	mm	kg
155253N	155254N	WK R 01/80/25R	80	25	99	36	76	12	50
155257N	155258N	WK R 02/100/30R	100	30	124	38	76	12	70
145547N	145544N	WK RR 03/125/38R	125	38	154	38	76	12	100
161721N	161722N	WK R 1/160/40R	160	40	190	52	100	16,7	135
161733N	161734N	WK R 4/200/50R	200	50	235	54	100	16,7	205



Standard rubber grey WK L / B










Lenkrollen Swivel castors Roulettes			Bockrollen Fixed castors Roulettes fixes										
				WK L / B 50–295 kg									
	FSTR	FSTF		Catalog 205–206	mm	mm	mm	mm	mm	mm	mm	mm	kg
143621N	-	152866N	-	WK L 01/80/25R	80	25	100	36	105x80	80/76x60	9	50	
-	-	-	143610	WK B 01/80/25R	80	25	100	-	102x87	80/76x60	9	50	
120501N	-	152867N	-	WK L 02/100/30R	100	30	125	38	105x80	80/76x60	9	70	
-	-	-	120500	WK B 02/100/30R	100	30	125	-	102x87	80/76x60	9	70	
120589N	-	152864N	-	WK LL 03/125/38R	125	38	155	38	105x80	80/76x60	9	100	
-	-	-	120622	WK BB 03/125/38R	125	38	155	-	102x87	80/76x60	9	100	
147026N	-	146213N	-	WK L 1/160/40R	160	40	190	52	135x110	105x75/80	11	135	
-	-	-	144342	WK B 1/160/40R	160	40	190	-	135x114	105x75/80	11	135	
120583N	-	152528N	-	WK L 4/200/50R	200	50	235	54	135x110	105x75/80	11	205	
-	-	-	120616	WK B 4/200/50R	200	50	235	-	135x114	105x75/80	11	205	
155111	155138	-	-	WK LL 6/250/60R	250	60	290	66	135x110	105x75/80	11	295	
-	-	-	155173	WK BB 6/250/60R	250	60	290	-	135x114	105x75/80	11	295	


Standard rubber black GB • GB R

Catalog 195–218

Räder Wheels Roues							
Code	GB 50–475 kg	mm	mm	mm	mm	mm	kg
129118	GB 80/25/1R	80	25	12	40	40	50
129119	GB 100/30/1R	100	30	12	40	40	70
129120	GB 125/38/2R	125	38	15	50	50	100
136593	GB 160/40/4R	160	40	20	60	60	135
126333	GB 180/ 50/4R	180	50	?	?	?	170
136594	GB 200/50/4R	200	50	20	60	60	205
100494	GB 250/60/5R	250	60	25	75	75	295
100500	GB 400/75/5R	400	75	25	75	75	475













Lenkrollen Swivel castors Roulettes

		GB R 50–205 kg							
	FSTF	Catalog 209–210	mm	mm	mm	mm	mm	mm	kg
152405N	152404N	GB R 01/80/25R	80	25	99	36	76	12	50
155261N	155262N	GB R 02/100/30R	100	30	124	38	76	12	70
155263N	155264N	GB RR 03/125/38R	125	38	154	38	76	12	100
161737N	161738N	GB R 1/160/40R	160	40	190	52	100	16,7	135
161741N	161742N	GB R 4/200/50R	200	50	235	54	100	16,7	205



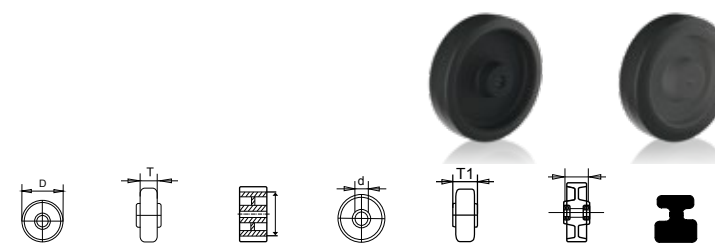
Standard rubber black

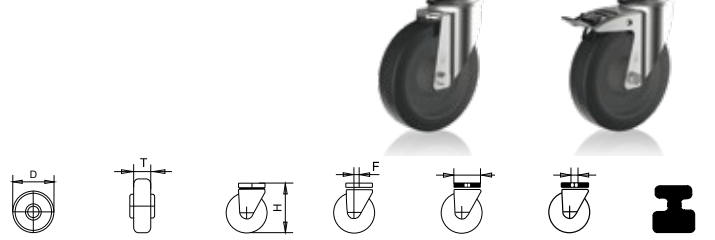
GB L / B


Lenkrollen Swivel castors Roulettes		Bockrollen Fixed castors Roulettes fixes									
	 FSTF		GB L / B 50–205 kg Catalog 211–212	 mm	 mm	 mm	 mm	 mm	 mm	 mm	 kg
190671	190670	-	GB L 01/80/25R	80	25	100	36	105x80	80/76x60	9	50
-	-	199491	GB B 01/80/25R	80	25	100	-	102x87	80/76x60	9	50
120174N	190672	-	GB L 02/100/30R	100	30	125	38	105x80	80/76x60	9	70
-	-	120202	GB B 02/100/30R	100	30	125	-	102x87	80/76x60	9	70
120176N	190674		GB LL 03/125/38R	125	38	155	38	105x80	80/76x60	9	100
-	-	120204	GB BB 03/125/38R	125	38	155	-	102x87	80/76x60	9	100
154519N	186329N		GB L 1/160/40R	160	40	190	52	135x110	105x75/80	11	135
	-	199490	GB B 1/160/40R	160	40	190	-	135x114	105x75/80	11	135
153633N	118380N	-	GB L 4/200/50R	200	50	235	54	135x110	105x75/80	11	205
-	-	120218	GB B 4/200/50R	200	50	235	-	135x114	105x75/80	11	205

Wicke-ELASTIC® black













DN • DN R

Räder Wheels Roues								
		mm		mm		mm		kg
Code	DN 180-400 kg	mm		mm		mm		
159359	DN 100/36-80/1R	100	36	80	12	40	40	180
159360	DN 125/38-100/2R	125	38	100	15	50	50	250
163269	DN 160/48-135/4R	160	48	135	20	60	60	400
163268	DN 200/48-175/4R	200	48	175	20	60	60	400

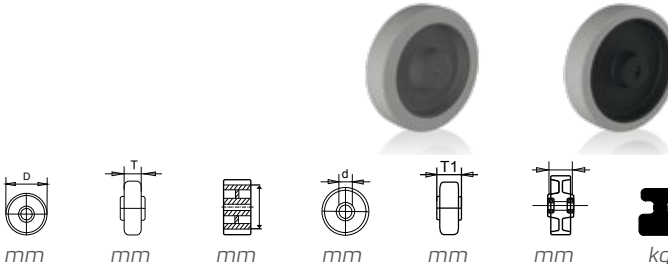
Lenkrollen Swivel castors Roulettes								
		mm		mm		mm		kg
		mm		mm		mm		
169268N	169269N	100	36	124	38	76	12	180
169271N	169272N	125	38	154	38	76	12	200
169274N	169275N	160	48	190	52	100	16,7	350
169276N	169277N	200	48	235	54	100	16,7	350














Wicke-ELASTIC® black
DN L / B

Lenkrollen Swivel castors Roulettes		Bockrollen Fixed castors Roulettes fixes											
			DN L / B 180–400 kg										
	FSTF		Catalog 235–236	mm	mm	mm	mm	mm	mm	mm	kg		
169188N	169189N	-	DN L 02/100/36R	100	36	125	38	105x80	80/76x60	9	180		
-	-	169190	DN B 02/100/36R	100	36	125	-	102x87	80/76x60	9	180		
165970N	165972N	-	DN LL 03/125/38R	125	38	155	38	105x80	80/76x60	9	200		
-	-	165973	DN BB 03/125/38R	125	38	155	-	102x87	80/76x60	9	200		
219918	219920	-	DN L 1/160/48R-V	160	48	190	60	135x110	105x75/80	11	400		
-	-	165955	DN B 1/160/48R	160	48	190	-	135x114	105x75/80	11	400		
219924	219926	-	DN L 4/200/48R-V	200	48	235	60	135x110	105x75/80	11	400		
-	-	165979	DN B 4/200/48R	200	48	235	-	135x114	105x75/80	11	400		

Wicke-ELASTIC® grey
WN • WN R















Räder Wheels Roues									
WN 180-400 kg		mm		mm		mm		mm	
Code		Catalog 239-240							
159962	WN 100/36-80/1R	100	36	80	12	40	40	180	
159960	WN 125/38-100/2R	125	38	100	15	50	50	250	
163272	WN 160/48-135/4R	160	48	135	20	60	60	400	
163273	WN 200/48-175/4R	200	48	175	20	60	60	400	

Lenkrollen Swivel castors Roulettes										
		WN R 180–350 kg Catalog 241–242	 mm	 mm	 mm	 mm	 mm	 mm	 kg	
169278N	169279N	WN R 02/100/36R	100	36	124	38	76	12	180	
169281N	169282N	WN RR 03/125/38R	125	38	154	38	76	12	200	
169284N	169285N	WN R 1/160/48R	160	48	190	52	100	16,7	350	
169286N	169287N	WN R 4/200/48R	200	48	235	54	100	16,7	350	



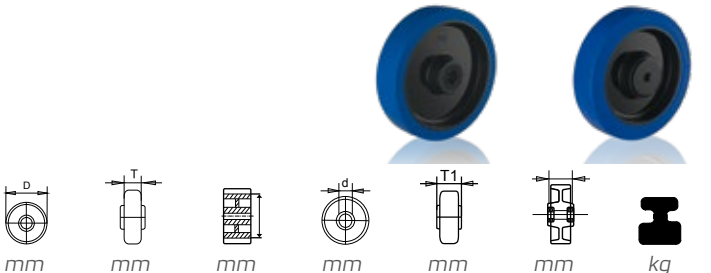
Wicke-ELASTIC® grey













WN L / B


Lenkrollen Swivel castors Roulettes		Bockrollen Fixed castors Roulettes fixes											
	 FSTF		WN L / B 180–400 kg Catalog 243–244	 mm	 mm	 mm	 mm	 mm	 mm	 mm	 mm	 mm	 kg
166529N	166528N	-	WN L 02/100/36R	100	36	125	38	105x80	80/76x60	9			180
-	-	172365	WN B 02/100/36R	100	36	125	-	102x87	80/76x60	9			180
166822N	166823N	-	WN LL 03/125/38R	125	38	155	38	105x80	80/76x60	9			200
-	-	169035	WN BB 03/125/38R	125	38	155	-	102x87	80/76x60	9			200
219930	219932	-	WN L 1/160/48R-V	160	48	190	60	135x110	105x75/80	11			350
-	-	169043	WN B 1/160/48R	160	48	190	-	135x114	105x75/80	11			350
219936	219938	-	WN L 4/200/48R-V	200	48	235	60	135x110	105x75/80	11			400
-	-	169044	WN B 4/200/48R	200	48	235	-	135x114	105x75/80	11			400

Wicke-ELASTIC® blue

BN • BN L / B

Räder Wheels Roues									
	BN 180-180 kg	mm	mm	mm	mm	mm	mm	mm	kg
Code	Catalog 247-248	mm	mm	mm	mm	mm	mm	mm	kg
166393	BN 100/36-80/1R	100	36	80	12	40	40	180	








Lenkrollen Swivel castors Roulettes		Bockrollen Fixed castors Roulettes fixes									
	 FSTF		BN L / B 180-180 kg Catalog 251-252	 mm	 mm	 mm	 mm	 mm	 mm	 mm	 kg
170209N	170208N	-	BN L 02/100/36R	100	36	125	38	105x80	80/76x60	9	180
-	-	173102	BN B 02/100/36R	100	36	125	-	102x87	80/76x60	9	180



Wicke-ELASTIC® black

DE & GS












Räder
Wheels
Roues

Code	DE & GS 150–650 kg Catalog 255–256								kg
174540	GS 60/40-38/1K	60	40	38	12	40	40	100	
174544	GS 80/40-38/1K	80	40	38	12	40	40	100	
100817	DE 100/40-75/1K	100	40	75	12	40	40	200	
100819	DE 125/40-100/4K	125	40	100	20	50	50	250	
100821	DE 125/50-75/4K	125	50	75	20	60	60	225	
104811	DE 150/50-120/4K	150	50	120	20	60	60	300	
110016	DE 150/50-120/5K	150	50	120	25	60	60	300	
100822	DE 160/50-120/4K	160	50	120	20	60	60	400	
100823	DE 160/50-120/5K	160	50	120	25	60	60	400	
178777	DE 160/65-120/5K	160	65	120	25	65	65	400	
100824	DE 180/50-140/4K	180	50	140	20	60	60	400	
100825	DE 180/50-140/5K	180	50	140	25	60	60	400	
100826	DE 200/50-140/4K	200	50	140	20	60	60	500	
100827	DE 200/50-140/5K	200	50	140	25	60	60	500	
100889	DE 250/50-170/4K	250	50	170	20	60	60	500	
100830	DE 250/50-170/5K	250	50	170	25	60	60	500	
180387	DE 300/60-225/6K	300	60	225	30	60	60	650	

Wicke-ELASTIC® black














DE L / B & GS L / B

Lenkrollen
Swivel castors
Roulettes

					DE L / B & GS L / B 100–400 kg Catalog 259–260								kg
174541N	-	-	-	-	GS L 01/60/40K	60	40	90	36	105x80	80/76x60	9	100
-	-	-	-	174542	GS B 01/60/40K	60	40	90	-	102x87	80/76x60	9	100
174545N	-	174595N	-	-	GS L 01/80/40K	80	40	100	36	105x80	80/76x60	9	100
-	-	-	-	174547	GS B 01/80/40K	80	40	100	-	102x87	80/76x60	9	100
115406N	-	146217N	-	-	DE L 02/100/40K	100	40	125	38	105x80	80/76x60	9	200
-	-	-	-	143456	DE B 02/100/40K	100	40	125	-	102x87	80/76x60	9	200
123396N	-	164410N	-	-	DE LL 03/125/40K	125	40	155	38	105x80	80/76x60	9	200
-	-	-	-	124406	DE BB 03/125/40K	125	40	155	-	102x87	80/76x60	9	200
236795	-	236797	-	-	DE L 1/160/50K-V	160	50	190	60	135x110	105x75/80	11	400
-	-	-	-	120275	DE B 1/160/50K	160	50	190	-	135x114	105x75/80	11	400
236798	-	236800	-	-	DE L 4/200/50K-V	200	50	235	60	135x110	105x75/80	11	400
-	-	-	-	150105	DE B 4/200/50K	200	50	235	-	135x114	105x75/80	11	400
201035	210684	-	-	-	DE LL 6/250/50K	250	50	290	66	135x110	105x75/80	11	400
-	-	-	-	124532	DE BB 6/250/50K	250	50	290	-	135x114	105x75/80	11	400









Wicke-ELASTIC® black

DE LG / BG

Lenkrollen Swivel castors Roulettes			Bockrollen Fixed castors Roulettes fixes										
				DE LG / BG 200–500 kg									
	FSTR	FSTF		Catalog 261–262	mm	mm	mm	mm	mm	mm	mm	kg	
204190	-	204191	-	DE LG 02/100/40K	100	40	140	45	100x85	80/75x60/55	9	200	
-	-	-	204218	DE BG 02/100/40K	100	40	140	-	100x85	80/76x60	9	200	
222090	-	204199	-	DE LLG 03/125/40K	125	40	165	45	100x85	80/75x60/55	9	250	
-	-	-	204219	DE BBG 03/125/40K	125	40	165	-	100x85	80/76x60	9	250	
183420	-	183422	-	DE LG 1/125/50K	125	50	170	52	135x110	105x75/80	11	250	
-	-	-	183426	DE BG 1/125/50K	125	50	170	-	135x114	105x75/80	11	250	
236873	-	236875	-	DE LG 3/160/50K	160	50	205	65	135x110	105x75/80	11	400	
-	-	-	169120	DE BG 3/160/50K	160	50	205	-	135x114	105x75/80	11	400	
236876	-	236878	-	DE LG 4/200/50K	200	50	245	70	135x110	105x75/80	11	500	
-	-	-	169121	DE BG 4/200/50K	200	50	245	-	135x114	105x75/80	11	500	
169260	169261	-	-	DE LLG 6/250/50K	250	50	297	67	135x110	105x75/80	11	500	
-	-	-	169262	DE BBG 6/250/50K	250	50	297	-	135x114	105x75/80	11	500	














Wicke-ELASTIC® grey

WE

Räder Wheels Roues								
	WE 200–450 kg							
Code	Catalog 263–264	mm	mm	mm	mm	mm	mm	kg
134634	WE 100/40-75/1K	100	40	75	12	40	40	200
133435	WE 100/40-75/2K	100	40	75	15	40	40	200
127986	WE 125/40-100/4K	125	40	100	20	50	50	200
155181	WE 125/40-100/5K	125	40	100	25	50	50	200
155182	WE 125/50-75/4K	125	50	75	20	60	60	225
147869	WE 150/50-120/4K	150	50	120	20	60	60	300
155183	WE 150/50-120/5K	150	50	120	25	60	60	300
118334	WE 160/50-120/4K	160	50	120	20	60	60	400
155184	WE 160/50-120/5K	160	50	120	25	60	60	400
115259	WE 200/50-140/4K	200	50	140	20	60	60	450
155185	WE 200/50-140/5K	200	50	140	25	60	60	450















Wicke-ELASTIC® grey
WE L / B

Lenkrollen Swivel castors Roulettes		Bockrollen Fixed castors Roulettes fixes										
			WE L / B 200–400 kg									
	FSTF		Catalog 267–268	mm	mm	mm	mm	mm	mm	mm	mm	kg
176139N	176140N	-	WE L 02/100/40K	100	40	125	38	105x80	80/76x60	9	200	
-	-	176141	WE B 02/100/40K	100	40	125	-	102x87	80/76x60	9	200	
176142N	165892N	-	WE LL 03/125/40K	125	40	155	38	105x80	80/76x60	9	200	
-	-	155192	WE BB 03/125/40K	125	40	155	-	102x87	80/76x60	9	200	
236801	236803	-	WE L 1/160/50K-V	160	50	190	60	135x110	105x75/80	11	400	
-	-	121871	WE B 1/160/50K	160	50	190	-	135x114	105x75/80	11	400	
236804	236806	-	WE L 4/200/50K-V	200	50	235	60	135x110	105x75/80	11	400	
-	-	115867	WE B 4/200/50K	200	50	235	-	135x114	105x75/80	11	400	




Wicke-ELASTIC® grey
WE LG / BG

Lenkrollen Swivel castors Roulettes			Bockrollen Fixed castors Roulettes fixes								
			WE LG / BG 200–450 kg								
			Catalog 269–270	mm	mm	mm	mm	mm	mm	kg	
204192	204193	-	WE LG 02/100/40K	100	40	140	45	100x85	80/75x60/55	9 200	
-	-	204220	WE BG 02/100/40K	100	40	140	-	100x85	80/76x60	9 200	
204200	204201	-	WE LLG 03/125/40K	125	40	165	45	100x85	80/75x60/55	9 200	
-	-	204221	WE BBG 03/125/40K	125	40	165	-	100x85	80/76x60	9 200	
183427	183429	-	WE LG 1/125/50K	125	50	170	52	135x110	105x75/80	11 225	
-	-	183433	WE BG 1/125/50K	125	50	170	-	135x114	105x75/80	11 225	
236879	236881	-	WE LG 3/160/50K	160	50	205	65	135x110	105x75/80	11 400	
-	-	169131	WE BG 3/160/50K	160	50	205	-	135x114	105x75/80	11 400	
236882	236884	-	WE LG 4/200/50K	200	50	245	70	135x110	105x75/80	11 450	
-	-	169132	WE BG 4/200/50K	200	50	245	-	135x114	105x75/80	11 450	








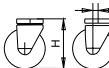




Wicke-ELASTIC® black


DB

Räder Wheels Roues								
Code	DB 400–1000 kg Catalog 271–272							
171318	DB 160/50-130/4K	160	50	130	20	60	60	400
163876	DB 200/50-159/4K	200	50	159	20	60	60	600
163879	DB 200/80-159/4K	200	80	159	20	90	90	850
166011	DB 250/60-194/4K	250	60	194	20	75	75	850
163881	DB 250/80-194/5K	250	80	194	25	90	90	1000












Wicke-ELASTIC® black

DB LG / BG









Lenkrollen Swivel castors Roulettes			Bockrollen Fixed castors Roulettes fixes									
	FSTR	FSTF		DB LG / BG 400–700 kg Catalog 273–274								kg
219960	-	219964	-	DB LG 3/160/50K	160	50	205	65	135x110	105x75/80	11	400
-	-	-	222474	DB BG 3/160/50K	160	50	205	-	135x114	105x75/80	11	400
219962	-	219965	-	DB LG 4/200/50K	200	50	245	70	135x110	105x75/80	11	600
-	-	-	184225	DB BG 4/200/50K	200	50	245	-	135x114	105x75/80	11	600
201777	216868	-	-	DB LLG 6/250/60K	250	60	297	67	135x110	105x75/80	11	700
-	-	-	222475	DB BBG 6/250/60K	250	60	297	-	135x114	105x75/80	11	700




Wicke-ELASTIC® black
DB LLAK / BBAK





Lenkrollen Swivel castors Roulettes		Bockrollen Fixed castors Roulettes fixes										
	FSTR		DB LLAK / BBAK 400–1000 kg									kg
Catalog 275–276				mm	mm	mm	mm	mm	mm	mm	mm	
171723	171724	-	DB LLAK 2/160/50K	160	50	205	57	135x110	105x75/80	11		400
-	-	183522	DB BBAK 2/160/50K	160	50	205	-	135x110	105x75/80	11		400
169547	169548	-	DB LLAK 4/200/50K	200	50	245	65	135x110	105x75/80	11		600
-	-	169551	DB BBAK 4/200/50K	200	50	245	-	135x110	105x75/80	11		600
228759	236823	-	DB LLAK 4/200/80K	200	80	264	60	175x140	105/76x133/140	13		850
-	-	236824	DB BBAK 4/200/80K	200	80	264	-	175x140	105/76x133/140	13		850
228751	228944	-	DB LLAK 6/250/80K	250	80	314	70	175x140	140/133x105/76	13		1000
-	-	236825	DB BBAK 6/250/80K	250	80	314	-	175x140	140/133x105/76	13		1000

Redthane® 75 Shore A
TE














Räder Wheels Roues									
Code	TE 200-840 kg								kg
Catalog 303-304		mm	mm	mm	mm	mm	mm	mm	
141183	TE 100/40-75/1K	100	40	75	75	12	40		310
165908	TE 100/40-75/2K	100	40	75	15	40	40		310
165909	TE 125/40-75/4K	125	40	75	20	50	50		360
165910	TE 125/40-75/5K	125	40	75	25	50	50		360
162892	TE 125/50-75/4K	125	50	75	20	60	60		450
139384	TE 150/50-120/4K	150	50	120	20	60	60		550
222516	TE 150/50-120/5K	150	50	120	25	60	60		550
185886	TE 150/54-110/4K	150	54	110	20	60	60		600
166120	TE 160/50-120/4K	160	50	120	20	60	60		570
165911	TE 160/50-120/5K	160	50	120	25	60	60		570
165853	TE 200/50-140/4K	200	50	140	20	60	60		720
165913	TE 200/50-140/5K	200	50	140	25	60	60		720
165915	TE 250/50-170/4K	250	50	170	20	60	60		840
161593	TE 250/50-170/5K	250	50	170	25	60	60		840




Redthane® 75 Shore A
TE L / B

Lenkrollen Swivel castors Roulettes		Bockrollen Fixed castors Roulettes fixes									
	 FSTF		TE L / B 200–400 kg Catalog 307–308	mm	mm	mm	mm	mm	mm	mm	kg
165916N	165918N	-	TE L 02/100/40K	100	40	125	38	105x80	80/76x60	9	200
-	-	169073	TE B 02/100/40K	100	40	125	-	102x87	80/76x60	9	200
181418	181419	-	TE L 02/100/40K-VV	100	40	128	40	105x80	80/76x60	9	310
-	-	181365	TE B 02/100/40K-VV	100	40	128	-	102x90	80/76x60	9	310
165922N	165924N	-	TE LL 03/125/40K	125	40	155	38	105x80	80/76x60	9	200
-	-	169075	TE BB 03/125/40K	125	40	155	-	102x87	80/76x60	9	200
181420	181421	-	TE LL 03/125/40K-VV	125	40	155	40	105x80	80/76x60	9	350
-	-	181366	TE BB 03/125/40K-VV	125	40	155	-	102x90	80/76x60	9	350
234551	234553	-	TE L 1/160/50K-V	160	50	190	60	135x110	105x75/80	11	400
-	-	169078	TE B 1/160/50K	160	50	190	-	135x114	105x75/80	11	400
234554	234556	-	TE L 4/200/50K-V	200	50	235	60	135x110	105x75/80	11	400
-	-	169080	TE B 4/200/50K	200	50	235	-	135x114	105x75/80	11	400













Redthane® 75 Shore A
TE LG / BG

Lenkrollen Swivel castors Roulettes			Bockrollen Fixed castors Roulettes fixes									
	 FSTR	 FSTF		TE LG / BG 310–720 kg Catalog 309–310	 mm	 mm	 mm	 mm	 mm	 mm	 mm	 kg
204194	-	204195	-	TE LG 02/100/40K	100	40	140	45	100x85	80/75x60/55	9	310
-	-	-	204222	TE BG 02/100/40K	100	40	140	-	100x85	80/76x60	9	310
204202	-	204203	-	TE LLG 03/125/40K	125	40	165	45	100x85	80/75x60/55	9	360
-	-	-	204223	TE BBG 03/125/40K	125	40	165	-	100x85	80/76x60	9	360
183491	-	183493	-	TE LG 1/125/50K	125	50	170	52	135x110	105x75/80	11	450
-	-	-	183496	TE BG 1/125/50K	125	50	170	-	135x114	105x75/80	11	450
219966	-	219968	-	TE LG 3/150/50K	150	50	200	65	135x110	105x75/80	11	550
-	-	-	211204	TE BG 3/150/50K	150	50	200	-	135x114	105x75/80	11	550
219969	-	219971	-	TE LG 3/160/50K	160	50	205	65	135x110	105x75/80	11	570
-	-	-	169354	TE BG 3/160/50K	160	50	205	-	135x114	105x75/80	11	570
219972	-	219974	-	TE LG 4/200/50K	200	50	245	70	135x110	105x75/80	11	720
-	-	-	169355	TE BG 4/200/50K	200	50	245	-	135x114	105x75/80	11	720
169351	169352	-	-	TE LLG 6/250/50K	250	50	297	67	135x110	105x75/80	11	700
-	-	-	169356	TE BBG 6/250/50K	250	50	297	-	135x114	105x75/80	11	700






Redthane® 75 Shore A


TE LVK / BVK

Lenkrollen Swivel castors Roulettes		Bockrollen Fixed castors Roulettes fixes											
	FSTRR		TE LVK / BVK 450–720 kg	Catalog 313–314									
					mm	mm	mm	mm	mm	mm	mm	mm	kg
222825	232200	-	TE LVK 1/125/50K		125	50	177,5	50	135x110	105x75/80		11	450
-	-	222834	TE BVK 1/125/50K		125	50	177,5	-	135x114	105x75/80		11	450
222838	232201	-	TE LVK 3/150/50K		150	50	210	53	135x110	105x75/80		11	550
-	-	222843	TE BVK 3/150/50K		150	50	210	-	135x114	105x75/80		11	550
198834	232202	-	TE LVK 3/160/50K		160	50	215	53	135x110	105x75/80		11	570
-	-	222851	TE BVK 3/160/50K		160	50	215	-	135x114	105x75/80		11	570
222854	232203	-	TE LVK 4/200/50K		200	50	245	55	135x110	105x75/80		11	720
-	-	222859	TE BVK 4/200/50K		200	50	245	-	135x114	105x75/80		11	720

Redthane® 75 Shore A

TE LLAK / BBAK








Lenkrollen Swivel castors Roulettes		Bockrollen Fixed castors Roulettes fixes										
	FSTR		TE LLAK / BBAK 390–1000 kg	Catalog 315–316	mm	mm	mm	mm	mm	mm	mm	kg
222759	222763	-	TE LLAK 01/100/50K		100	50	148	42	135x110	105x75/80	11	390
-	-	222767	TE BBAK 01/100/50K		100	50	148	-	135x110	105x75/80	11	390
222770	222775	-	TE LLAK 1/125/54K		125	54	170	50	135x110	105x75/80	11	450
-	-	222779	TE BBAK 1/125/54K		125	54	170	-	135x110	105x75/80	11	450
220215	220219	-	TE LLAK 2/150/54K		150	54	200	57	135x110	105x75/80	11	600
-	-	220223	TE BBAK 2/150/54K		150	54	200	-	135x110	105x75/80	11	600
220238	220234	-	TE LLAK 2/160/50K		160	50	205	57	135x110	105x75/80	11	570
-	-	222783	TE BBAK 2/160/50K		160	50	205	-	135x110	105x75/80	11	570
174747	195443	-	TE LLAK 4/200/50K		200	50	245	65	135x110	105x75/80	11	1000
-	-	222795	TE BBAK 4/200/50K		200	50	245	-	135x110	105x75/80	11	1000
222799	222803	-	TE LLAK 64/250/50K		250	50	305	80	135x110	105x75/80	11	840
-	-	222809	TE BBAK 64/250/50K		250	50	305	-	135x110	105x75/80	11	840













Redthane® 75 Shore A

TG • TG LLAKF / BBAKF

Räder
Wheels
Roues

Code	TG 320–700 kg Catalog 317–318							
		mm	mm	mm	mm	mm	mm	kg
171754	TG 160/48-125/4K	160	48	125	20	60	60	580
138217	TG 200/50-145/4K	200	50	145	20	60	60	700








Lenkrollen
Swivel castors
Roulettes



		TG LLA KF / BBA KF 580–700 kg Catalog 321–322								Fv	Fe	Fw	
			mm	mm	mm	mm	mm	mm	mm	N	N	mm	kg
236149	-	TG LLA KF 3/4/160/50K	160	50	245	100	135x110	105x75/80	11	750	5500	25	580
-	236151	TG BBA KF 3/4/160/50K	160	50	245	100	135x110	105x75/80	11	750	5500	25	580
236152	-	TG LLA KF 3/4/200/50K	200	50	265	100	135x110	105x75/80	11	750	5500	25	700
-	236154	TG BBA KF 3/4/200/50K	200	50	265	100	135x110	105x75/80	11	750	5500	25	700

Tophane® 92 Shore A













PE

Räder
Wheels
Roues















Code	PE 270–1100 kg Catalog 357–358							
		mm	mm	mm	mm	mm	mm	kg
100865	PE 100/40-75/1K	100	40	75	12	40	40	380
114398	PE 100/40-75/2K	100	40	75	15	40	40	410
134812	PE 100/50-75/4K	100	50	75	20	60	60	520
100866	PE 125/40-100/4K	125	40	100	20	50	50	520
100867	PE 125/40-100/5K	125	40	100	25	50	50	520
142378	PE 125/50-75/4K	125	50	75	20	60	60	600
178697	PE 125/54-110/4K	125	54	110	20	60	60	720
100868	PE 150/50-120/4K	150	50	120	20	60	60	730
100936	PE 150/50-120/5K	150	50	120	25	60	60	730
202233	PE 150/54-110/4K	150	54	110	20	60	60	800
100869	PE 160/50-140/4K	160	50	140	20	60	60	880
100870	PE 160/50-140/5K	160	50	140	25	60	60	880
100891	PE 200/50-170/4K	200	50	170	20	60	60	1000
100872	PE 200/50-170/5K	200	50	170	25	60	60	1000
222536	PE 250/50-170/4K	250	50	170	20	60	60	1100
188967	PE 250/50-170/5K	250	50	170	25	60	60	1100




Topthane® 92 Shore A
PE L / B

Lenkrollen Swivel castors Roulettes		Bockrollen Fixed castors Roulettes fixes										
	 FSTF		PE L / B 200–400 kg Catalog 361–362	 mm	 mm	 mm	 mm	 mm	 mm	 mm	 kg	
118094N	155156N	-	PE L 02/100/40K	100	40	125	38	105x80	80/76x60	9	200	
-	-	140772	PE B 02/100/40K	100	40	125	-	102x87	80/76x60	9	200	
155152N	155159N	-	PE LL 03/125/40K	125	40	155	38	105x80	80/76x60	9	200	
-	-	155456	PE BB 03/125/40K	125	40	155	-	102x87	80/76x60	9	200	
234582	234584	-	PE L 1/160/50K-V	160	50	190	60	135x110	105x75/80	11	400	
-	-	118640	PE B 1/160/50K	160	50	190	-	135x114	105x75/80	11	400	
234585	234587	-	PE L 4/200/50K-V	200	50	235	60	135x110	105x75/80	11	400	
-	-	155180	PE B 4/200/50K	200	50	235	-	135x114	105x75/80	11	400	

Topthane® 92 Shore A
PE LG / BG


Lenkrollen Swivel castors Roulettes			Bockrollen Fixed castors Roulettes fixes										
				PE LG/ BG 410-900 kg									
	FSTR	FSTF		Catalog 363-364	mm	mm	mm	mm	mm	mm	mm	mm	kg
204196	-	204197	-	PE LG 02/100/40K	100	40	140	45	100x85	80/75x60/55	9	410	
-	-	-	204224	PE BG 02/100/40K	100	40	140	-	100x85	80/76x60	9	410	
204204	-	204205	-	PE LLG 03/125/40K	125	40	165	45	100x85	80/75x60/55	9	520	
-	-	-	204225	PE BBG 03/125/40K	125	40	165	-	100x85	80/76x60	9	520	
183469	-	183471	-	PE LG 1/125/54K	125	54	170	52	135x110	105x75/80	11	720	
-	-	-	183475	PE BG 1/125/54K	125	54	170	-	135x114	105x75/80	11	720	
236907	-	236909	-	PE LG 3/150/50K	150	50	200	65	135x110	105x75/80	11	730	
-	-	-	169108	PE BG 3/150/50K	150	50	200	-	135x114	105x75/80	11	730	
236910	-	236912	-	PE LG 3/160/50K	160	50	205	65	135x110	105x75/80	11	880	
-	-	-	169109	PE BG 3/160/50K	160	50	205	-	135x114	105x75/80	11	880	
236913	-	236915	-	PE LG 4/200/50K	200	50	245	70	135x110	105x75/80	11	900	
-	-	-	169110	PE BG 4/200/50K	200	50	245	-	135x114	105x75/80	11	900	
222710	222742	-	-	PE LLG 6/250/50K	250	50	297	67	135x110	105x75/80	11	700	
-	-	-	222730	PE BBG 6/250/50K	250	50	297	-	135x114	105x75/80	11	700	




Tophane® 92 Shore A PE LVK / BVK

Lenkrollen Swivel castors Roulettes		Bockrollen Fixed castors Roulettes fixes									
---	--	--	--	--	--	--	--	--	--	--	--











Tophane® 92 Shore A PG

Räder Wheels Roues									
Code	PG 420–2000 kg		mm	mm	mm	mm	mm	mm	kg
123375	PG 100/40-80/4K	Catalog 371–372	100	40	80	20	50	50	420
129537	PG 100/50-80/4K		100	50	80	20	60	60	530
107000	PG 125/50-105/4K		125	50	105	20	60	60	660
115253	PG 140/60-115/4K		140	60	115	20	68	68	870
117057	PG 150/48-125/4K		150	48	125	20	60	60	800
204540	PG 150/48-125/5K		150	48	125	25	60	60	750
107607	PG 150/60-125/4K		150	60	125	20	60	60	930
143300	PG 150/79-105/4K		150	79	105	20	79	71,7	1150
123748	PG 160/48-125/4K		160	48	125	20	60	60	770
110044	PG 160/48-125/5K		160	48	125	25	60	60	770
107608	PG 200/50-170/4K		200	50	170	20	60	60	1000
107009	PG 200/50-170/5K		200	50	170	25	60	60	980
107004	PG 200/75-175/5K		200	75	175	25	75	75	1550
107005	PG 250/50-200/6K		250	50	200	30	60	60	1200
107007	PG 250/75-225/6K		250	75	225	30	75	75	1650
138208	PG 250/80-175/6K		250	80	175	30	85	85	1800
104790	PG 300/75-275/6K		300	75	275	30	85	85	2000



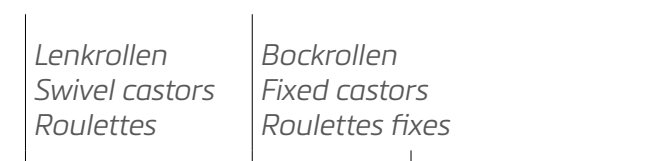








Tophane® 92 Shore A

PG LLAk / BBAk

Lenkrollen Swivel castors Roulettes		Bockrollen Fixed castors Roulettes fixes									
	FSTR		PG LLAk / BBAk 530–2000 kg								
			Catalog 373–374	mm	mm	mm	mm	mm	mm	mm	kg
183518	183517	-	PG LLAk 01/100/50K	100	50	148	42	135x110	105x75/80	11	530
-	-	183516	PG BBAk 01/100/50K	100	50	148	-	135x110	105x75/80	11	530
169375	169376	-	PG LLAk 1/125/50K	125	50	170	50	135x110	105x75/80	11	660
-	-	169385	PG BBAk 1/125/50K	125	50	170	-	135x110	105x75/80	11	660
169377	169378	-	PG LLAk 2/150/50K	150	50	200	57	135x110	105x75/80	11	800
-	-	169386	PG BBAk 2/150/50K	150	50	200	-	135x110	105x75/80	11	800
169379	169380	-	PG LLAk 2/160/50K	160	50	205	57	135x110	105x75/80	11	770
-	-	169387	PG BBAk 2/160/50K	160	50	205	-	135x110	105x75/80	11	770
169381	169382	-	PG LLAk 4/200/50K	200	50	245	65	135x110	105x75/80	11	1000
-	-	169388	PG BBAk 4/200/50K	200	50	245	-	135x110	105x75/80	11	1000
228371	228372	-	PG LLAk 4/200/75K	200	75	264	60	175x140	140/133x105/76	13	1550
-	-	228373	PG BBAk 4/200/75K	200	75	264	-	175x140	140/133x105/76	13	1550
169383	221187	-	PG LLAk 64/250/50K	250	50	305	80	135x110	105x75/80	11	1200
-	-	169389	PG BBAk 64/250/50K	250	50	305	-	135x110	105x75/80	11	1200
228374	228375	-	PG LLAk 6/250/80K	250	80	314	70	175x140	140/133x105/76	13	1800
-	-	228376	PG BBAk 6/250/80K	250	80	314	-	175x140	140/133x105/76	13	1800
228379	228381	-	PG LLAk 7/300/75K	300	75	365	80	175x140	140/133x105/76	13	2000
-	-	228382	PG BBAk 7/300/75K	300	75	365	-	175x140	140/133x105/76	13	2000

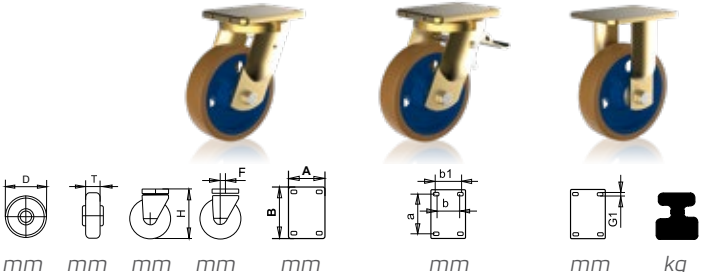
Tophane® 92 Shore A

PG LLAkF / BBAkF

Lenkrollen Swivel castors Roulettes		Bockrollen Fixed castors Roulettes fixes									
			PG LLAkF / BBAkF 770–1000 kg								
			Catalog 375–376	mm	mm	mm	mm	mm	mm	mm	
218424	-	-	PG LLAkF 3/4/160/50K	160	50	245	100	135x110	105x75/80	11	750
-	218423	-	PG BBAkF 3/4/160/50K	160	50	245	100	135x110	105x75/80	11	750
218406	-	-	PG LLAkF 3/4/200/50K	200	50	265	100	135x110	105x75/80	11	750
-	218407	-	PG BBAkF 3/4/200/50K	200	50	265	100	135x110	105x75/80	11	750

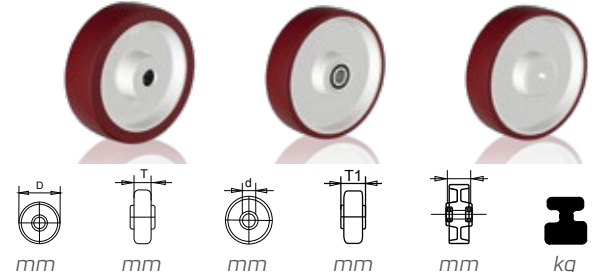
Topthane® 92 Shore A


PG LAK / BAK

Lenkrollen Swivel castors Roulettes		Bockrollen Fixed castors Roulettes fixes									
	FSTR		PG LAK / BAK 930-2000 kg	mm	mm	mm	mm	mm	mm	mm	kg
146337	146338	-	PG LAK 2/150/60K	150	60	217	49	175x140	140x105	13	930
-	-	146345	PG BAK 2/150/60K	150	60	217	-	175x140	140x105	13	930
146339	146340	-	PG LAK 4/200/75K	200	75	264	60	175x140	140x105	13	1550
-	-	146346	PG BAK 4/200/75K	200	75	264	-	175x140	140x105	13	1550
146341	146342	-	PG LAK 64/250/75K	250	75	314	71	175x140	140x105	13	1650
-	-	146347	PG BAK 64/250/75K	250	75	314	-	175x140	140x105	13	1650
146343	146344	-	PG LAK 74/300/75K	300	75	365	83	175x140	140x105	13	2000
-	-	146348	PG BAK 74/300/75K	300	75	365	-	175x140	140x105	13	2000

Rockplast 96 Shore A

DS









Räder Wheels Roues							
Code	DS 150-500 kg	mm	mm	mm	mm	mm	kg
220287	DS 80/30/1R	80	30	12	40	40	150
220289	DS 100/30/1R	100	30	12	40	40	150
220291	DS 125/32/2R	125	32	15	50	50	300
220301	DS 125/40/2R	125	40	15	50	50	300
220304	DS 150/45/4R	150	45	20	60	60	350
220297	DS 160/45/4R	160	45	20	60	60	400
220299	DS 200/50/4R	200	50	20	60	60	500
220306	DS 200/50/4K	200	50	20	60	60	500



Rockplast 96 Shore A

DS R

Lenkrollen
Swivel castors
Roulettes











		DS R 150–300 kg Catalog 389–390							
	FSTF		mm	mm	mm	mm	mm	mm	kg
165124N	165125N	DS R 01/80/30R	80	30	99	36	76	12	150
155402N	155403N	DS R 02/100/30R	100	30	124	38	76	12	150
183557	183558	DS R 02/100/30R-VV	100	30	127	40	74	12	150
155405N	155406N	DS RR 03/125/32R	125	32	154	38	76	12	200
183559	183560	DS RR 03/125/40R-VV	125	40	155	40	74	12	300
155408N	155409N	DS R 1/150/45R	150	45	185	52	100	16,7	300
161774N	161775N	DS R 4/200/50R	200	50	235	54	100	16,7	300
161870N	161871N	DS R 4/200/50K	200	50	235	54	100	16,7	300





Rockplast 96 Shore A

DS L / B

Lenkrollen
Swivel castors
Roulettes

			DS L / B 150–400 kg Catalog 391–392							
	FSTF			mm	mm	mm	mm	mm	mm	kg
142275N	152899N		DS L 01/ 80/30R	80	30	100	36	105x80	80/76x60	9 180
-	-	142286	DS B 01/ 80/30R	80	30	100	36	102x87	80/76x60	9 180
155385N	155387N	-	DS L 02/100/30R	100	30	125	38	105x80	80/76x60	9 150
-	-	155398	DS B 02/100/30R	100	30	125	-	102x87	80/76x60	9 150
155390N	155392N	-	DS LL 03/125/32R	125	32	155	38	105x80	80/76x60	9 200
-	-	155400	DS BB 03/125/32R	125	32	155	-	102x87	80/76x60	9 200
161872N	161874N	-	DS LL 03/125/40R	125	40	155	38	105x80	80/76x60	9 200
-	-	161876	DS BB 03/125/40R	125	40	155	-	102x87	80/76x60	9 200
238624	238626	-	DS L 1/160/45R-V	160	45	190	60	135x110	105x75/80	11 400
-	-	232344	DS B 1/160/45R	160	45	190	-	135x114	105x75/80	11 400
238627	238629	-	DS L 4/200/50R-V	200	50	235	60	135x110	105x75/80	11 400
-	-	232347	DS B 4/200/50R	200	50	235	-	135x114	105x75/80	11 400
238630	238632	-	DS L 4/200/50K-V	200	50	235	60	135x110	105x75/80	11 400
-	-	142296	DS B 4/200/50K	200	50	235	-	135x114	105x75/80	11 400



Produktionsstätten / Production sites / lieux de production



Germany

Wicke GmbH + Co. KG Tel: +49 (0) 2 02 25 28-0
Elberfelder Straße 109 Fax: +49 (0) 2 02 25 28-110
45549 Sprockhövel E-Mail: info@wicke.com
www.wicke.com



Czech Republic

Wicke CZ S.R.O. Ph: +42 (0) 577 983 560
Slušovice č. p. 626 Fax: +42 (0) 577 012 861
763 15 Slušovice Email: info@wicke-cz.com
www.wicke-cz.com



China

Wicke Castors Co. Ltd. Ph: +86 760 2212 7111
Luexiyi, Xiaolan Fax: +86 760 2212 7222
Guangdong Email: info@wicke-china.com
Zhongshan 528416 / PR www.wicke-china.com

© Copyright 2022

Alle Inhalte, insbesondere Texte, Fotografien und Grafiken sind ebenso wie die Eigenmarken urheberrechtlich geschützt.
Alle Rechte, einschließlich jeglicher Nutzung, der Vervielfältigung, Veröffentlichung, Bearbeitung und Übersetzung bleiben ausschließlich der Wicke GmbH + Co. KG vorbehalten.

© Copyright 2022

All contents, especially text, photographs and graphics are protected by copyright as well as our own brand names.
All rights including any utilisation, duplication, publication, handling and translation are exclusively reserved to Wicke GmbH + Co. KG.

© Copyright 2022

Tous les contenus, en particulier les textes, photographies et graphiques, sont protégés par le droit d'auteur ainsi que par nos propres marques. Tous les droits, y compris l'utilisation, la duplication, la publication, la manipulation et la traduction sont exclusivement réservés à Wicke GmbH + Co. KG.

We keep it in motion

Wicke



Germany

Wicke GmbH + Co. KG
Elberfelder Straße 109
45549 Sprockhövel

Tel: +49 (0) 2 02 25 28-0
Fax: +49 (0) 2 02 25 28-110
E-Mail: info@wicke.com
www.wicke.com

Shop-Support

Tel: +49 (0) 202 25 28-333
E-Mail: shop-de@wicke.com